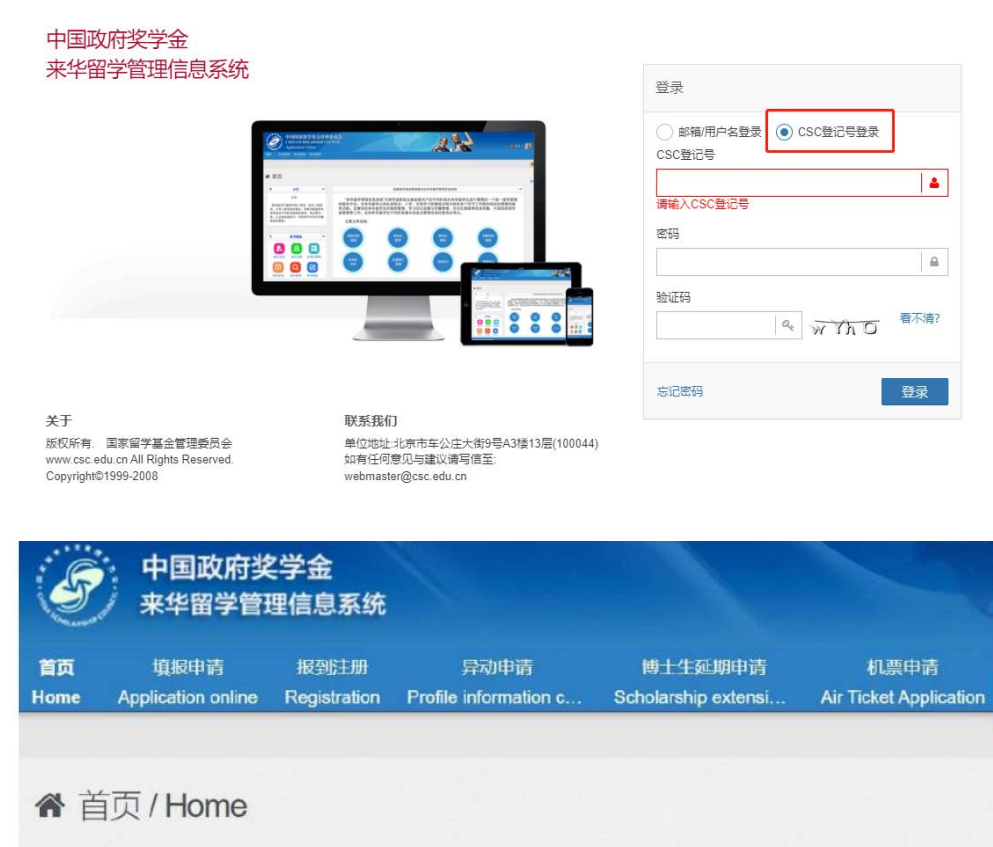


中国政府奖学金学生 CSC 系统账号确认操作指南

步骤一：在浏览器中打开“中国政府奖学金来华留学管理信息系统”，网址为 <https://studyingchina.csc.edu.cn/>，选择页面语言（中文/English）。



步骤二：在右侧登录框中，选择“CSC 登记号登录”，输入本人 CSC 登记号和密码，输入验证码，点击“登录”按钮，可以正常进入系统首页，确认完成。



如忘记密码，请点击“忘记密码”，在“密码帮助”页面输入与本人“来华留学管理信息系统”账户相关联的邮箱地址，输入验证码，通过邮箱接收并找回密码。

中国政府奖学金 来华留学管理信息系统



关于

版权所有。国家留学基金管理委员会
www.csc.edu.cn All Rights Reserved.
Copyright©1999-2008

联系我们

单位地址:北京市车公庄大街9号A3楼13层(100044)
如有任何意见与建议请写信至:
webmaster@csc.edu.cn

登录

邮箱/用户名登录 CSC登记号登录

CSC登记号

请输入CSC登记号

密码

验证码

  [看不清?](#)

[忘记密码](#) [登录](#)

中国政府奖学金 来华留学管理信息系统



关于

版权所有。国家留学基金管理委员会
www.csc.edu.cn All Rights Reserved.
Copyright©1999-2008

联系我们

单位地址:北京市车公庄大街9号A3楼13层(100044)
如有任何意见与建议请写信至:
webmaster@csc.edu.cn

密码帮助

输入与您的 来华留学管理信息系统 账户相关联的邮箱地址

邮箱

验证码

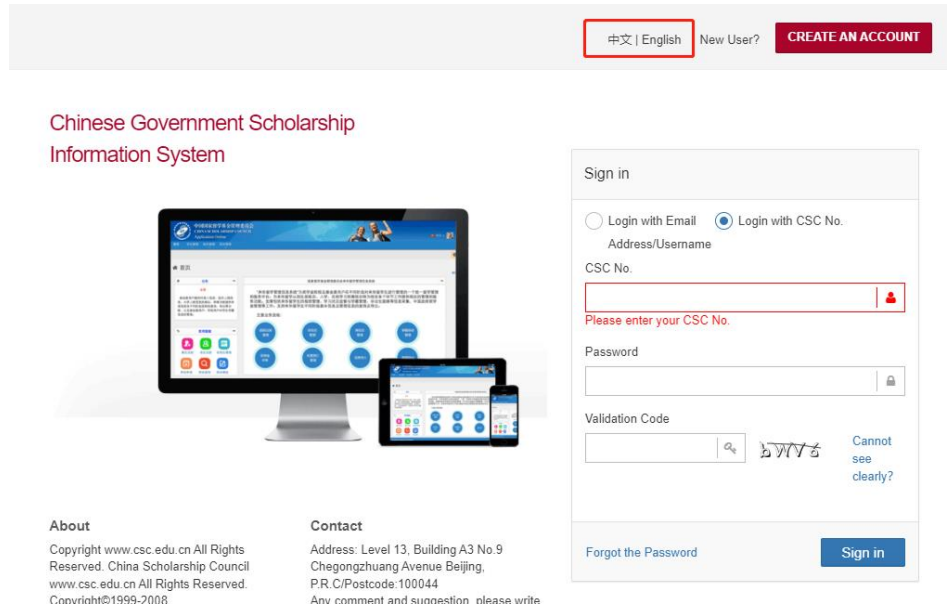
  [看不清?](#)

[继续](#)

如找回密码失败或一直无法登录，请于 2023 年 4 月 25 日前将问题反馈至国际学院，联系邮箱：is_office@buaa.edu.cn，确保 2023 年 4 月 28 日前本人 CSC 系统账号可以正常登录。

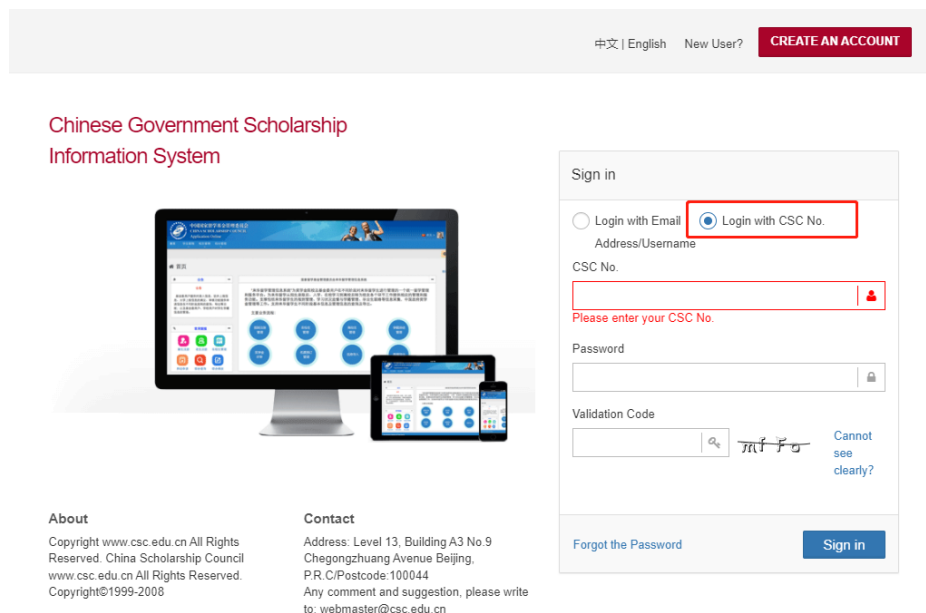
Guide to CSC System Login Account Confirmation for Chinese Government Scholarship Students

Step 1: Open "Chinese Government Scholarship Information System" in web browser (<https://studyinchina.csc.edu.cn/>), and select the webpage language (中文/English).



The screenshot shows the top navigation bar with a language dropdown menu open, displaying "中文 | English". Below the navigation bar, the page title "Chinese Government Scholarship Information System" is visible. The main content area features a "Sign in" form with two radio buttons: "Login with Email" and "Login with CSC No.". The "Login with CSC No." option is selected. The form includes fields for "CSC No.", "Password", and "Validation Code". A "Sign in" button is located at the bottom right of the form. Below the form, there are "About" and "Contact" sections with copyright information and contact details.

Step 2: Select "Login with CSC No.", enter your CSC No. and password, enter the verification Code, and click "Sign in" button in the login box to login, **enter the homepage of the system, account confirmation completed.**



The screenshot shows the same login page as in Step 1, but with the "Login with CSC No." radio button selected. The "CSC No." field is highlighted with a red box. The "Sign in" button is now visible at the bottom right of the form. Below the form, there are "About" and "Contact" sections with copyright information and contact details.

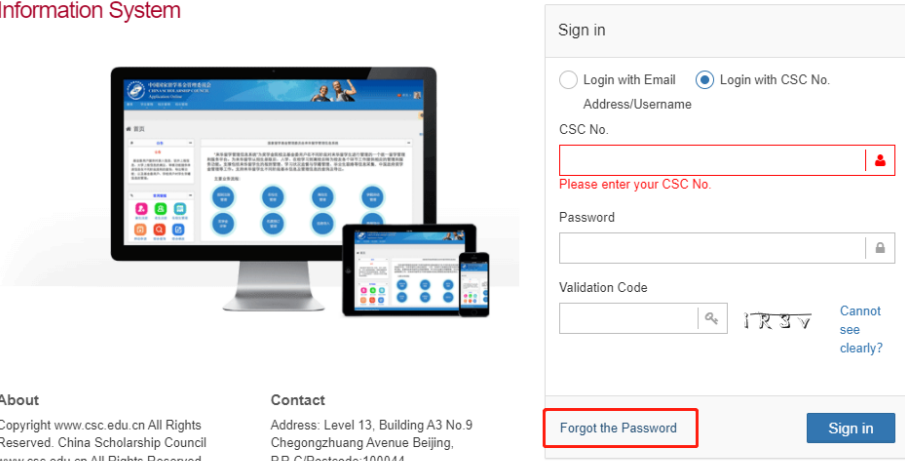


The screenshot shows the homepage of the CSC System. The header features the logo of the China Scholarship Council and the text "中国政府奖学金 来华留学管理信息系统". Below the header, there is a navigation menu with the following items: "首页" (Home), "填报申请" (Application online), "报到注册" (Registration), "异动申请" (Profile information c...), "博士生延期申请" (Scholarship extensi...), and "机票申请" (Air Ticket Application). The footer contains a home icon and the text "首页 / Home".

If you forgot the password, please click "Forgot the password". On the "Help" page, enter your email address which is associated with your account in "Chinese Government Scholarship Information System" and the verification code to retrieve your password from the email box.

中文 | English New User? [CREATE AN ACCOUNT](#)

Chinese Government Scholarship Information System

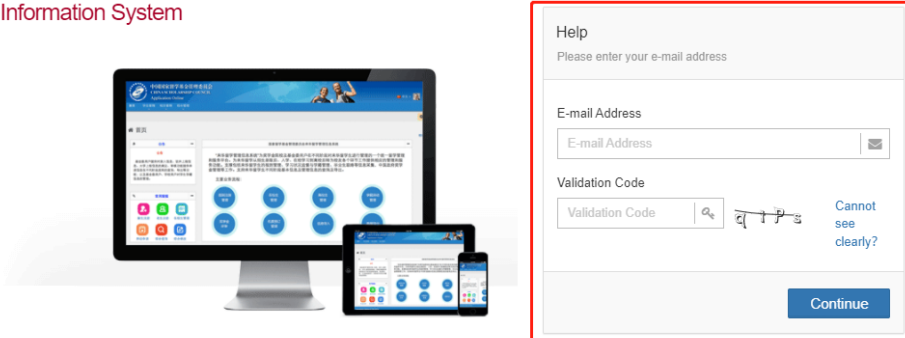


About
Copyright www.csc.edu.cn All Rights Reserved. China Scholarship Council
www.csc.edu.cn All Rights Reserved.
Copyright©1999-2008

Contact
Address: Level 13, Building A3 No.9
Chegongzhuang Avenue Beijing,
P.R.C./Postcode:100044
Any comment and suggestion, please write
to: webmaster@csc.edu.cn

中文 | English New User? [CREATE AN ACCOUNT](#)

Chinese Government Scholarship Information System



About
Copyright www.csc.edu.cn All Rights Reserved. China Scholarship Council
www.csc.edu.cn All Rights Reserved.
Copyright©1999-2008

Contact
Address: Level 13, Building A3 No.9
Chegongzhuang Avenue Beijing,
P.R.C./Postcode:100044
Any comment and suggestion, please write
to: webmaster@csc.edu.cn

中文 | English New User? [CREATE AN ACCOUNT](#)

If you fail to retrieve your password or cannot log in, please contact the International School for help via email: is_office@buaa.edu.cn before April 25, 2023 and ensure that your login account is normal before April 28, 2023.